



BLUE SEA SYSTEMS

SURE-EJECT™

AUTOMATIC AC DISCONNECT

For Emergency Vehicle Use

Automatic AC disconnect ejects power cord upon ignition to prevent damage


- Motor driven design ensures years of reliable operation
- The ejection piston is self-recessing, with no cocking required
- Keyed plug design allows for easy insertion
- Anti-arcing design on insertion and ejection
- Built in status LED indicates the presence of AC power and ejection alerts
- Automatically attempts additional ejections if needed
- Compatible with existing 15A and 20A plugs already in the station
- Standard mounting holes for easy retrofit
- Weather-resistant boot included
- 6 different color covers available (5 label kit included)



7850 / 7851

Includes connector, yellow cover, and 5 label kit.

PN	Description
7850	15A Sure Eject
7851	20A Sure Eject
7850001 NEW	15A Sure Eject - no cover
7851001 NEW	20A Sure Eject - no cover
7840	15A Connector
7841	20A Connector
7820	Yellow Cover
7821	Red Cover
7822	Black Cover
7823	White Cover
7824	Blue Cover
7825	Grey Cover
7830	15A Sure Eject Yellow Pigtail
7831	20A Sure Eject Yellow Pigtail
7832	15A Standard Black Pigtail
7833	20A Standard Black Pigtail
7834 NEW	15A to 20A Adapter Pigtail
7860 NEW	Sure Eject Mounting Adapter



7840 / 7841



7850001 **NEW**



7830 / 7831
Length: 30" (76.2 cm)



7851001 **NEW**



7832 / 7833
Length: 30" (76.2 cm)



7834 **NEW**
Length: 30" (76.2 cm)



7860

Sure Eject Mounting Adapter **NEW**
Easily install 15A and 20A Sure Ejects from the front of a vehicle (Sure Eject not included)

Related Products



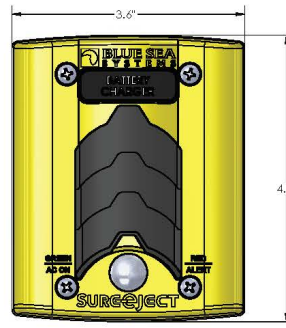
EV Battery
Charger Display



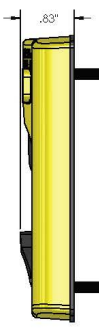
P12 Battery Charger

Specifications

Operating Voltage Range	8V-16V DC
Nominal Voltage	120V AC
Continuous Rating	7850: 15A AC, 7851: 20A AC



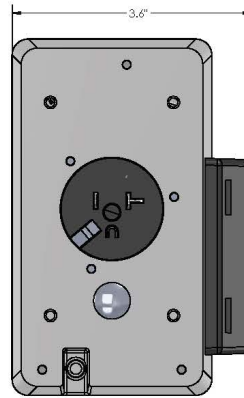
PN 7820
COVER & DOOR ASSEMBLY - YELLOW



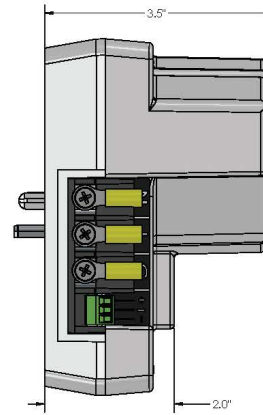
SIDE VIEW



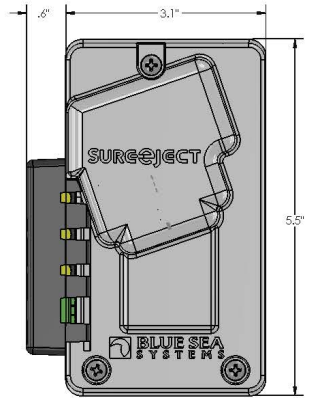
PN 7851 - FRONT VIEW



EJECTION UNIT
FRONT VIEW

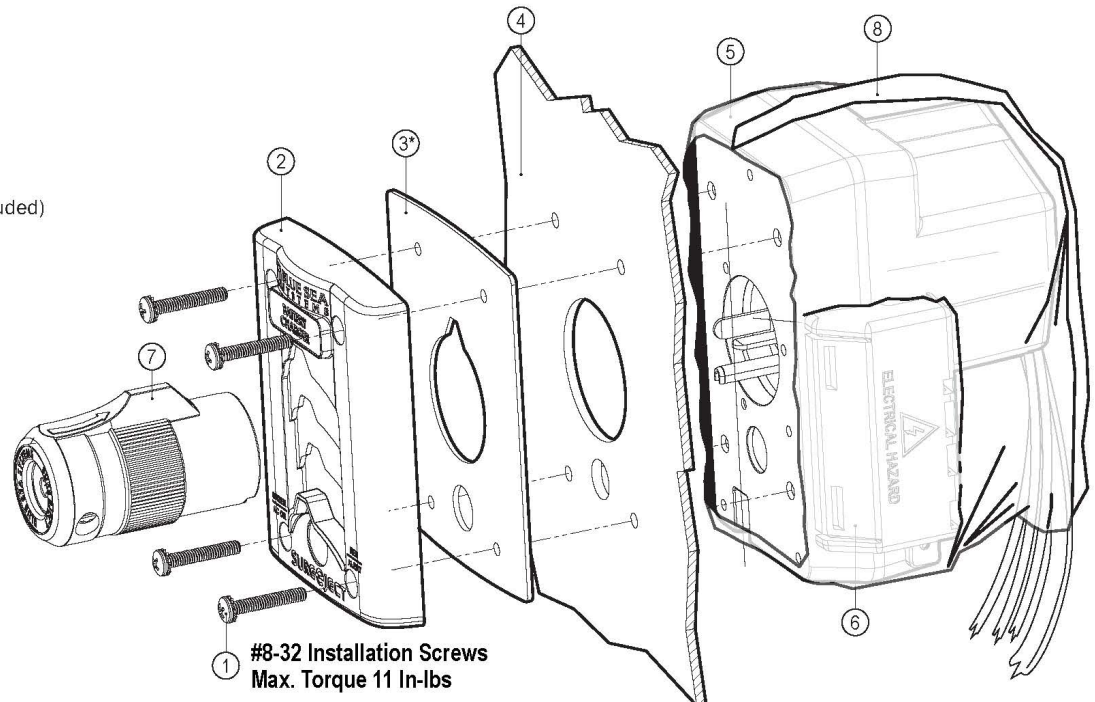


SIDE VIEW
TERMINATION INSULATING
COVER REMOVED



CAB SIDE VIEW

1. Installation Screw #8-32 (4 packs included)
2. Cover & Door Assembly
3. Mounting Gasket
4. Mounting Surface
5. Ejection Unit
6. AC/DC Termination Cover
7. Connector 120V AC
8. Weather-resistant boot



#8-32 Installation Screws
Max. Torque 11 In-lbs



Engineered to Deliver

Or check out our website for the
latest products and locations:
wesgarde.com

Please contact your Sales Representative
for more information:

1.800.554.8866



Specifications subject to change. See your representative for current information.